



# National Quarterly Pulse Survey Results

1,296

Staff responded to the survey



Q1 April 2023 Survey

1 I look forward to going to work



36.6% ↓

Pulse January 2023



Year to date

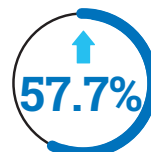


2 I am enthusiastic about my job



49.7% ↓

Pulse January 2023



Year to date



3 Time passes quickly when I am working



44.9% ↓

Pulse January 2023



Year to date



4 There are frequent opportunities for me to show initiative in my role

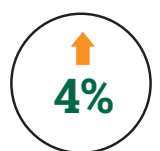


42.4% ↓

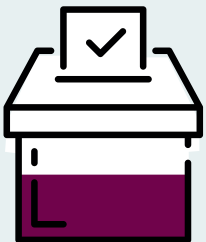
Pulse January 2023



Year to date



5 I am able to make suggestions to improve the work of my team / department



35.7% ↓

Pulse January 2023



Year to date



6 I am able to make improvements happen in my area of work



24.9% ↓

Pulse January 2023



Year to date



7 Care of patients / service users is my organisation's top priority



46.7% ↓

Pulse January 2023



Year to date

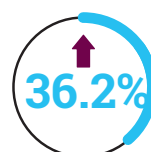


8 I would recommend my organisation as a place to work



27.2% ↓


Pulse January 2023



Year to date

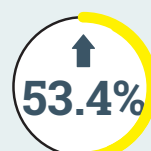


9 If a friend or relative needed treatment I would be happy with the standard of care provided by this organisation



47.5% ↓

Pulse January 2023



Year to date

