



National Quarterly Pulse Survey Results

1,334

Staff responded to the survey



Q2 July 2023 Survey

1 I look **forward to going** to work



37.2% ↑

Pulse April 2023



Year to date

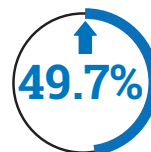


2 I am **enthusiastic** about my job

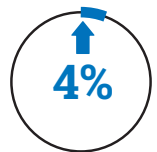


52.1% ↑

Pulse April 2023



Year to date



3 Time **passes quickly** when I am working



45.7% ↑

Pulse April 2023



Year to date



4 There are frequent opportunities for me to **show initiative** in my role



41.3% ↓

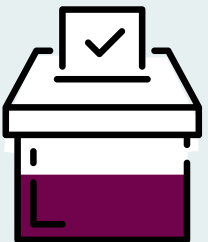
Pulse April 2023



Year to date

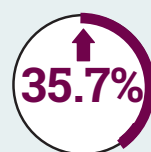


5 I am able to **make suggestions** to improve the work of my team / department



34.7% ↓

Pulse April 2023



Year to date



6 I am able to **make improvements** happen in my area of work



24.7% ↓

Pulse April 2023



Year to date

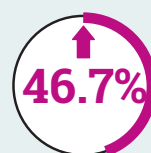


7 Care of patients / service users is my **organisation's top priority**



46.9% ↑

Pulse April 2023



Year to date



8 I would **recommend** my organisation as a place to work




28.5% ↑

Pulse April 2023



Year to date

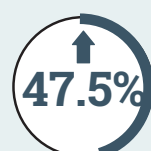


9 If a friend or relative needed treatment I would be **happy with the standard of care** provided by this organisation



46.9% ↓

Pulse April 2023



Year to date

